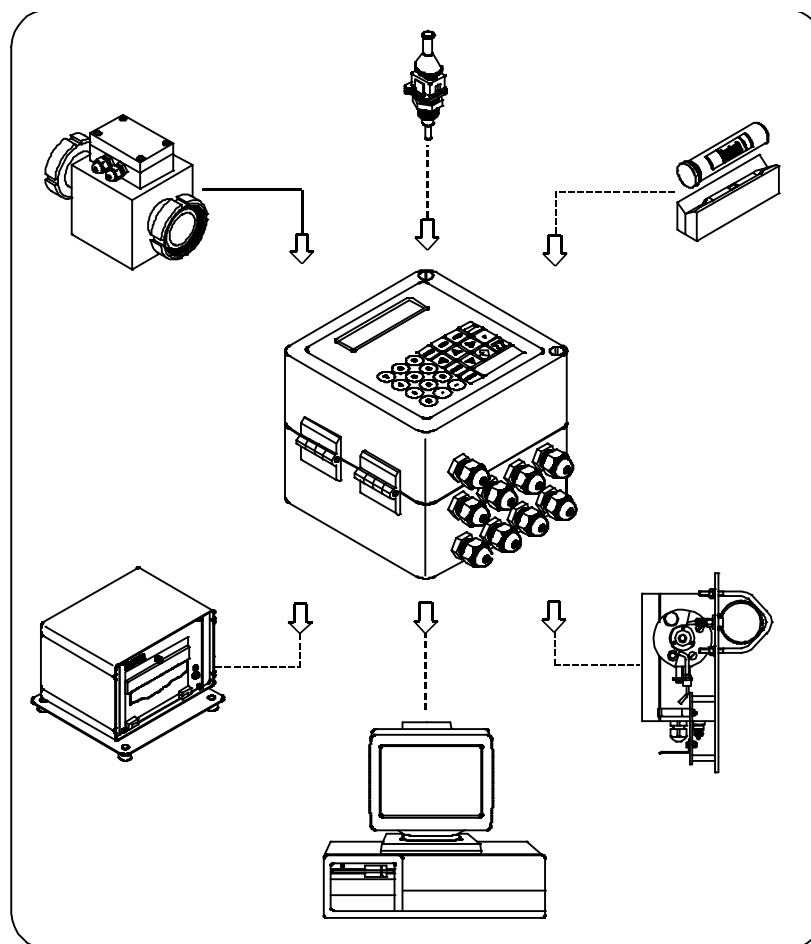


## Description

The data capture unit **IZM-ZDC1™** (**ZEVO DAT-COMPACT 1**) is an extension of the electromagnetic flow meter type **IZM-S™** for the acquisition, storage and display of data which e.g. arise during the milk collection. Monitoring and controlling tasks can be executed simultaneously for system components.





## Features

- complete data acquisition on milk collecting tanker or to be used as stationary reception unit
- all components (printer i. e. DI-PRINT™, MOBIPRINT-D™) are IP 65, and thus can be installed in the wet area
- sturdy aluminium housing
- front plate with foil-protected keyboard and 2x 20-digit LC display
- electromagnetic transmitter in the most varied nominal widths
- compliance with electromagnetic compatibility rules 89/336/EWG **CE**
- suitable for truck use acc. to DIN40839 and OIML Doc. 11/A1.4.X..

The data capture unit **IZM-ZDC1™** is equipped with a standard program which offers three operating states:

## INITIAL STATE → TOUR → INTAKE

INITIAL STATE	TOUR	INTAKE
<p>Display of date and time. A tour data print-out as well as a data transfer is possible in this state. The "TOUR" state is reached by the system when entering (automatically or manually):</p> <ul style="list-style-type: none"> <li>- Operator/Driver number</li> <li>- Tour number</li> </ul>	<p>During the whole tour the system remains in this state and changes to the "INTAKE" state by the following entries:</p> <ul style="list-style-type: none"> <li>- Supplier number and expected intake quantity if required</li> </ul> <p>The operator terminates the "TOUR" by pressing the  key. The following values are collected:</p> <ul style="list-style-type: none"> <li>- Total quantity of the measured single quantities</li> <li>- Date/time</li> </ul>	<p>The measuring process starts, if flow is existing.</p> <p>The following values are collected:</p> <ul style="list-style-type: none"> <li>- Supplier number</li> <li>- Measured quantity</li> <li>- Date/time</li> <li>- Temperature (Average value)</li> </ul> <p>The measurement is terminated by the  key, the input <b>IN2</b> (end of measurement) or if flow is no longer recognized over a parameterizable time (standard time 10 sec.).</p>

## Construction

The electronical parts are mounted in a cast aluminium housing with integrated operating terminal. Besides the power pack, the housing incorporates the converter of the electromagnetic flow meter as well as the **JB3** junction board including the respective I/O's for connecting the required peripheral equipment.

### Basic Design

- highly accurate/calibrated quantity measurement
- acquisition of intake and tour data (e.g. times, quantities, customer no., company no. and driver number, etc.)
- Data transfer with **GEA Diessel CS3-Bus** protocol

### Option

- sampler control
- data print-out via printer i.e. DI-PRINT™, MOBIPRINT-D™
- automatic acquisition of identification numbers (Barcode 2/5 interleaved) or (Scanner Barcode 39, depending on USER Program)
- measurement of temperature

## Technical Data

<b>Power supply:</b>	12...30 V DC    0,8...0,3 A	<b>Housing:</b>	Cast aluminium Protection class: IP65
<b>Power consumption:</b>	max. 15 VA / 8 Watt	<b>Housing dimensions:</b>	157mm x 157mm x 138mm (L x W x H)
<b>Digital outputs:</b>	4 x Transistor outputs Load max. 30V/max. 250 mA	<b>Serial interface:</b>	RS485    57600 baud <b>GEA Diessel CS3-BUS</b> protocol
<b>Display of measured value:</b>	2 x 20-digit - alphanumerical, illuminated LC Display (5mm digit size) with keyboard	<b>Digital inputs:</b>	2 x Optocoupler; activation: 10...30 V DC
<b>Temperature input:</b>	4-wire Pt100	<b>Ambient-temperature:</b>	-25 °C...+55 °C