

## Description

The electromagnetic flow meter, type IZMAG™, is suitable for the measurement of both the flow rate and the volume of all kinds of liquids, even liquids of minimum conductivity values.

The IZMAG™ is completely made of stainless steel. An illuminated display belongs to its standard equipment. The built-in Bluetooth interface allows a wireless communication.

Moreover, two pulse outputs and an analog output are available as standard functions. Actions can be controlled by a digital input, e.g. count interruption and zero setting.

Its design and the materials used enable the IZMAG™ to meet even the highest hygienic requirements.

By default the IZMAG™ is delivered in compact all-in-one design (see the image on the right). A separated version can be optionally supplied.



Fig.: with an optional welding socket


## Features



- The parameters of the flow meter can be set without opening the housing.
- Quick start and language change offer a simple and user-friendly parameterization.
- The display and the converter can be turned into different directions, always easy-to-read.
- Intelligent software enables high measuring dynamics of a span of 1:100.
- The electronics is permanently monitored by the highly stable electronic "IN-CAL" module.
- The measurement can be carried out in both flow directions.
- Its engineering design makes the IZMAG™ piggable in pipe systems according to DIN 11850 R2.
- The integrated empty-pipe detection avoids undefined counts.
- The liner keeps stable, even in case of a suddenly caused vacuum at high temperatures.
- The application of adapters makes it possible to use different process connections.
- Compatible to IZM-S™ and IZM-L™



## Technical Data of the IZMAG™

Supply voltage	9...32 V DC, 100...240 V AC, 50...60 Hz -15% / +10%	Electrical power	7 watts/V.A.
		Protection class	IP 67
Materials in contact with the product	1.4404 (AISI 316 L) / PFA	Pressure range	0.1...11 bar abs. (PN 10)
Housing material	1.4301 (AISI 304)	Measuring accuracy	± 0.20% <sup>1)</sup>
Process connection	Aseptic flange DIN 11864/2, shape A	Display	Graphics LCD, 46 x 23 mm, illuminated
Process adapter (optional)	Welded socket, milk pipe, clamp, DIN flange, etc.	Pulse output (volume)	2x optocoupler 24 V / 20 mA
Ambient temperature	-25...+55 °C, DC power supply -25... +45 °C, AC power supply	Status output	Optocoupler, malfunction or direction
Product temperature (all-in-one version)	0...100 °C, 130 °C max. for 30 minutes	Analog output	(0)/4...20 mA, active or passive; load: 500 Ω max.
Product temperature (separated version)	0...165 °C	Interface	CS3-BUS / RS485
Minimum conductivity of the product	5 µS/cm min. <sup>2)</sup>	Control input	9...32 V DC, Ri < 3.2 kΩ
Inner diameter of the milk pipe	According to DIN 11850 R2, piggable	Radio communication	Bluetooth class 2 

<sup>1)</sup> ±1 mm/s under reference conditions <sup>2)</sup> see instruction manual

## Dimensions



Nominal width	W <sup>1)</sup> [mm]	H [mm]	D [mm]	Measuring range [L/h]	Weight [kg]
DN 10	104	225	90	30...3.000	6
DN 15	104	225	90	70...7.000	6
DN 25	104	225	90	180...18.000	6
DN 32	104	240	105	300...30.000	7
DN 40	104	240	105	450...45.000	7
DN 50	104	265	130	700...70.000	8
DN 65	104	265	130	1.200...120.000	8
DN 80	105	290	155	1.800...180.000	12
DN 100	110	305	170	2.800...280.000	17
DN 125	110	355	220	4.400...440.000	22
DN 150	140	355	220	6.400...640.000	25

<sup>1)</sup> Depending on the process adapter.

## Description

The electromagnetic flow meter, type IZMAG™, is suitable for the measurement of both the flow rate and the volume of all kinds of liquids, even liquids of minimum conductivity values.

The IZMAG™ is completely made of stainless steel. An illuminated display belongs to its standard equipment. The built-in Bluetooth interface allows a wireless communication.

Moreover, two pulse outputs and an analog output are available as standard functions. Actions can be controlled by a digital input, e.g. count interruption and zero setting.

Its design and the materials used enable the IZMAG™ to meet even the highest hygienic requirements.

By default the IZMAG™ is delivered in compact all-in-one design. A separated version can be optionally supplied (see the image on the right).



Fig.: the IZMAG™ in separated design


## Features



- The parameters of the flow meter can be set without opening the housing.
- Quick start and language change offer a simple and user-friendly parameterization.
- The display and the converter can be turned into different directions, always easy-to-read.
- Intelligent software enables high measuring dynamics of a span of 1:100.
- The electronics is permanently monitored by the highly stable electronic "IN-CAL" module.
- The measurement can be carried out in both flow directions.
- Its engineering design makes the IZMAG™ piggable in pipe systems according to DIN 11850 R2.
- The integrated empty-pipe detection avoids undefined counts.
- The liner keeps stable, even in case of a suddenly caused vacuum at high temperatures.
- The application of adapters makes it possible to use different process connections.
- Compatible to IZM-S™ and IZM-L™

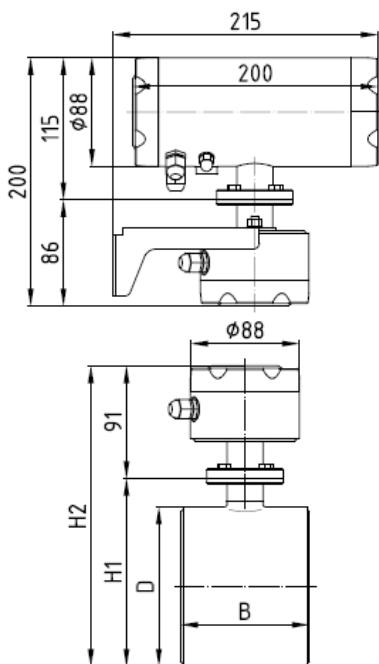


## Technical Data of the IZMAG™

Supply voltage	9...32 V DC, 100...240 V AC, 50...60 Hz -15% / +10%	Electrical power	7 watts/V.A.
		Protection class	IP 67
Materials in contact with the product	1.4404 (AISI 316 L) / PFA	Pressure range	0.1...11 bar abs. (PN 10)
Housing material	1.4301 (AISI 304)	Measuring accuracy	± 0.20% <sup>1)</sup>
Process connection	Aseptic flange DIN 11864/2, shape A	Display	Graphics LCD, 46 x 23 mm, illuminated
Process adapter (optional)	Welded socket, milk pipe, clamp, DIN flange, etc.	Pulse output (volume)	2x optocoupler 24 V / 20 mA
Ambient temperature	-25...+55 °C, DC power supply -25... +45 °C, AC power supply	Status output	Optocoupler, malfunction or direction
Product temperature (all-in-one version)	0...100 °C, 130 °C max. for 30 minutes	Analog output	(0)/4...20 mA, active or passive; load: 500 Ω max.
Product temperature (separated version)	0...165 °C	Interface	CS3-BUS / RS485
Minimum conductivity of the product	15 µS/cm min. <sup>2)</sup>	Control input	9...32 V DC, Ri < 3.2 kΩ
Inner diameter of the milk pipe	According to DIN 11850 R2, piggable	Radio communication	Bluetooth class 2  <sup>®</sup>

<sup>1)</sup> ±1 mm/s under reference conditions <sup>2)</sup> see instruction manual

## Dimensions



Nominal width	B <sup>1)</sup> [mm]	H1 [mm]	H2 [mm]	D [mm]	Measuring range [L/h]	Weight [kg]
DN 10	104	110	200	90	30...3,000	6
DN 15	104	110	200	90	70...7,000	6
DN 25	104	110	200	90	180...18,000	6
DN 32	104	125	215	105	300...30,000	7
DN 40	104	125	215	105	450...45,000	7
DN 50	104	150	240	130	700...70,000	8
DN 65	104	150	240	130	1,200...120,000	8
DN 80	105	175	265	155	1,800...180,000	12
DN 100	110	190	280	170	2,800...280,000	17
DN 125	110	240	330	220	4,400...440,000	22
DN 150	140	240	330	220	6,400...640,000	25

<sup>1)</sup> Depending on the process adapter